

FLATSCAN SW

SAFETY SENSOR FOR SWING DOORS

Commercial sheet

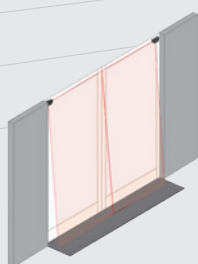


LASER TECHNOLOGY FOR YOUR DOOR

DESCRIPTION

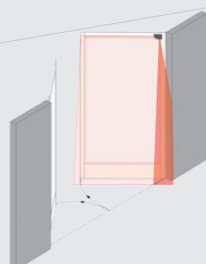
The easy-to-install **FLATSCAN SW** uses time-of-flight laser technology for swing doors to generate 170 measurement points that provide a complete protection for swing doors and their users. A single **FLATSCAN SW** covers the entire door wing including the hinge area.

COMPLIANT WITH
EN 16005/DIN 18650



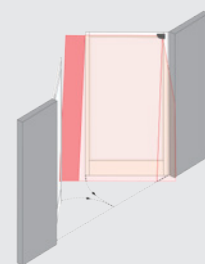
INDEPENDENT OF FLOORING AND SURROUNDINGS

Laser technology guarantees independence of all type of flooring (slatted floors, wire mesh, absorbent carpet, reflective flooring, slippery surface, etc.) and the direct surroundings of the door (handrail, walls, radiators, etc.).



PINCH ZONE SAFETY

The **FLATSCAN SW** covers the hinge area of a door to protect hands and fingers during the closing process. It counts 100 points, divided over 16° in the pinch zone.




MAIN CLOSING EDGE SAFETY*

The **FLATSCAN SW** extends its coverage beyond the door edges, for enhanced safety.



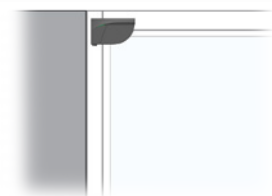
FAST, INTUITIVE INSTALLATION

The size of the sensor area is defined by hand movement. Products do not have to be cut anymore to fit the doorframe.



UNCOVERED ZONE

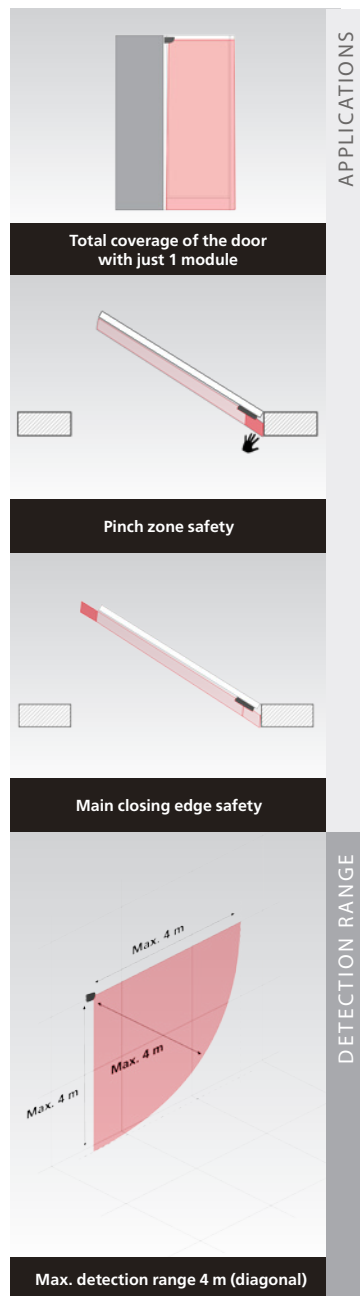
Thanks to the high precision of the laser technology, the uncovered zone can be reduced to 10 cm.



COMPACT IN SIZE

The **FLATSCAN SW** can be used on any size of swing door. Thanks to its compact design (8.5 cm x 14.2 cm) it can be stock and stored easily.

* Only available if a FLATSCAN SW module is mounted on each side of the door wing.



INSTALLATION

- One module on each side is enough to secure the whole door, regardless of its size.
- Master-Slave function compatible with 4SAFE.
- The mechanical angle can be adjusted from 2° to 10°.
- Specific adjustable settings thanks to 4 DIP-switches.
- Automatic teach-in: direct surroundings of the door and the type of floor.
- Left and right door sensors available.
- Different colours available (aluminium/black/white). The cover can be fully painted.

TECHNICAL SPECIFICATIONS

Technology	LASER scanner, time-of-flight measurement
Detection mode	Presence
Max. detection range	4 m (diagonal) with reflectivity of 2% (i.e. : at W = 1.5 m -> max. H = 3.7 m)
Opening angle	Door wing safety: 90° / Pinch zone safety: 16°
Angular resolution	Door wing safety: 1.3° / Pinch zone safety: 0.2°
Typ. min. object size	Door wing safety 10 cm @ 4 m (in proportion to object distance) Pinch zone safety 2 cm @ 4 m (in proportion to object distance)
Testbody	700 mm × 300 mm × 200 mm (testbody A according to EN 16005 & DIN 18650)
Emission characteristics	IR LASER Wavelength 905 nm; max. output pulse power 25 W; Class 1
Supply voltage	12-24V DC ± 15%
Power consumption	≤ 2 W
Response time	Door wing safety: max. 50 ms / Pinch zone safety: max. 90 ms
Output	2 electronic relays (galvanic isolation - polarity free) Max. switching voltage 42V AC/DC Max. switching current 100 mA
LED-signals	1 bi-coloured LED: detection/output status
Dimensions	142 mm (L) × 85 mm (H) × 33 mm (D) (mounting bracket + 7 mm)
Material - Colour	PC/ASA - Black - Aluminium - White
Tilt angles	+2° to +10° (without mounting bracket)
Protection degree	IP54
Temperature range	-30°C to +60°C if powered
Humidity	0-95 % non-condensing
Vibrations	< 2 G
Min. door wing speed	2°/sec
Norm conformity	EMC 2014/30/EU; LVD 2014/35/EU; MD 2006/42/EC; RoHS2 2011/65/EU; EN 12978; EN ISO 13849-1 PL "d" / CAT2; IEC 60825-1; EN 60950-1; EN 61000-6-2; EN 61000-6-3; EN 62061 SIL 2; DIN 18650-1 Chapter 5.7.4 (testbody A); EN 16005 Chapter 4.6.8 (testbody A)

*Specifications are subject to change without prior notice.
All values measured in specific conditions.*

DISCLAIMER This document as well as all other enclosed documents (quotation / specification / other) are provided «as is» without warranties of any kind, either expressed or implied, including but not limited to the implied warranties of merchantability, fitness for a particular purpose, or non-infringement. / Information is supplied upon the condition that the persons receiving it will make their own determination as to its suitability for their purposes prior to use. In no event will BEA be responsible for damages of any nature whatsoever resulting from the use of or reliance upon information from this document or the products to which the information refers. / BEA has the right without liability to change descriptions and specifications at any time. / Prices, shipping and availability are subject to change without prior notice.

