
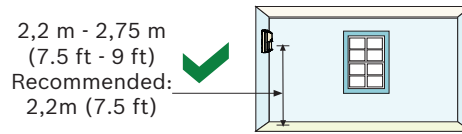


Blue Line Gen2
Quad PIR Motion Detector
 ISC-BPQ2-W12



en Installation Guide

Optional Brackets:
 B328, B338, B335



NOTE:

This equipment has been tested and found to comply with the limits for a Class B digital device, pursuant to Part 15 of the FCC Rules. These limits are designed to provide reasonable protection against harmful interference in a residential installation. This equipment generates, uses and can radiate radio frequency energy and, if not installed and used in accordance with the instructions, may cause harmful interference to radio communications. However, there is no guarantee that interference will not occur in a particular installation. If this equipment does cause harmful interference to radio or television reception, which can be determined by turning the equipment off and on, the user is encouraged to try to correct the interference by one or more of the following measures:

- Reorient or relocate the receiving antenna.
- Increase the separation between the equipment and receiver.
- Connect the equipment into an outlet on a circuit different from that to which the receiver is connected.

UL/C-UL

Perform Walk Test at least once a year.
 Use only a Listed limited-power source.
 The Listed control unit or a Listed burglary power supply must provide 4 hours (40 mAh) of standby power.
 Install the unit in accordance with National Electrical Code NFPA 70 and Part 1 of the Canadian Electrical code CSA C22.1.

SELV

Connect all wiring to a safety extra-low voltage (SELV) circuit only.

CE EN 50131-2-2 Grade 2
 EN 50130-5 Environmental Class II
 IP30 IK04 (EN 60529, EN 50102)

Ligue todas as cablagens apenas a um circuito de segurança de tensão extra baixa (SELV).

Conecte el cableado únicamente a un circuito de seguridad para voltajes muy bajos (SELV).

INCERT B-509-0051/b

-30°C to +55°C
 (-20°F to +130°F)

UL Listed installations,
 the temperature
 range is 0°C to +49°C
 (+32°F to +120°F)

Pour les installations
 certifiées NFA2P,
 Température de
 fonctionnement
 -10°C à +55°C



0 - 95% Relative Humidity
 (0 - 85% UL/C-UL installations)

Sluit alle bedrading uitsluitend aan op een circuit met een extra lage veiligheidsspanning.

Prenez soin de connecter tous les câbles à un circuit à très basse tension de sécurité (TBTS).

Collegare tutti i cavi esclusivamente a un circuito SELV (circuito di sicurezza a bassissima tensione).

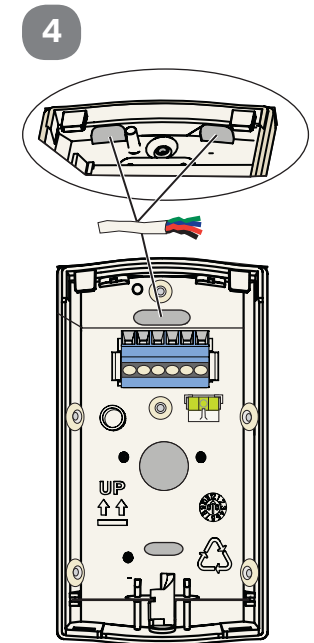
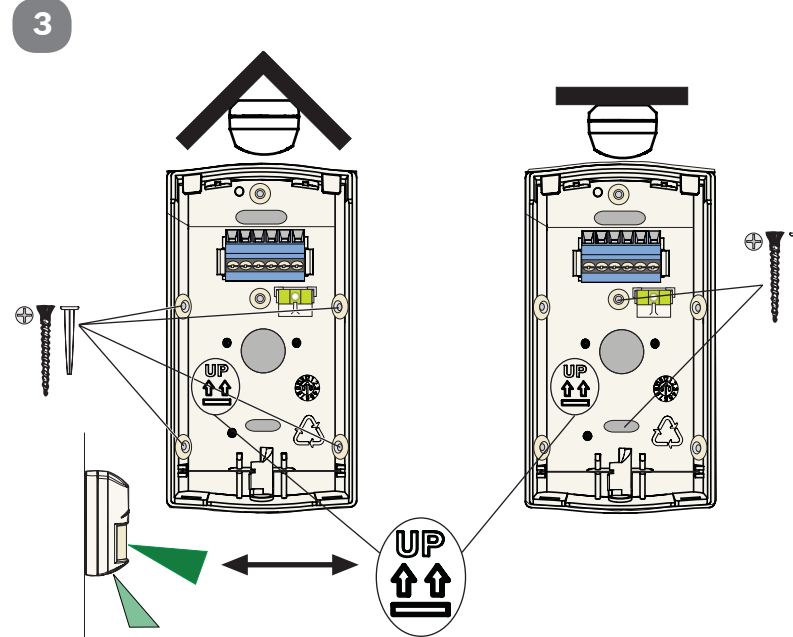
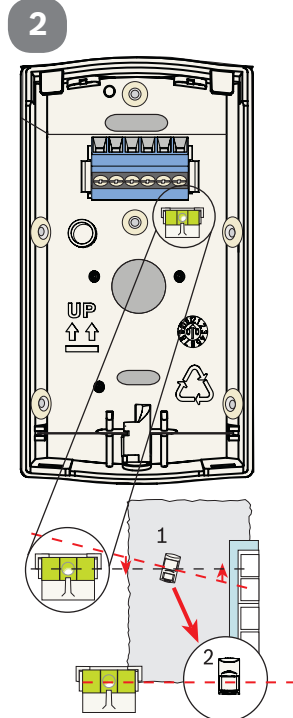
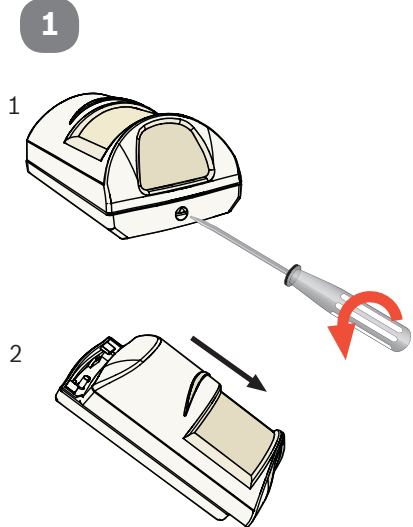
Changes or modifications not expressly approved by Bosch Security Systems, Inc. can void the user's authority to operate the equipment.

Alle Drähte sind ohne Ausnahme an Niederspannung anzuschließen.

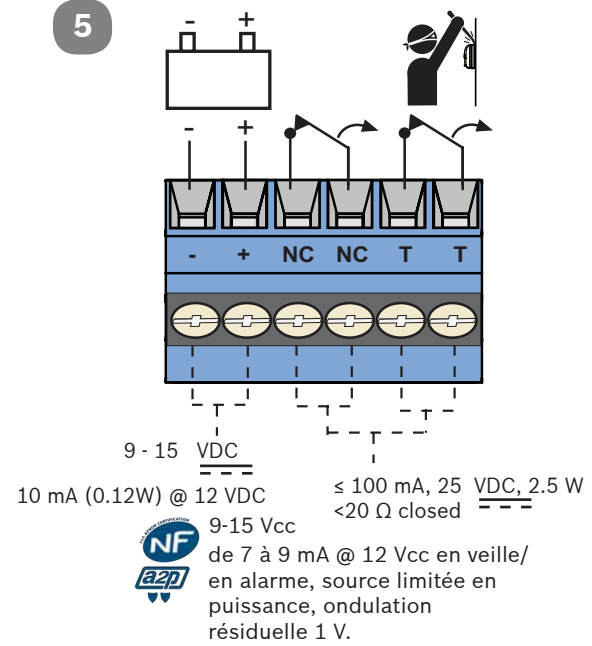


Certificat NF A2P 2620200002
 2 boucliers NF324 - H58
 Autosurveillance à l'ouverture
 Immunité champ magnétique
 Testé sans masque de vision verticale
www.afnor.org
www.cnpp.com

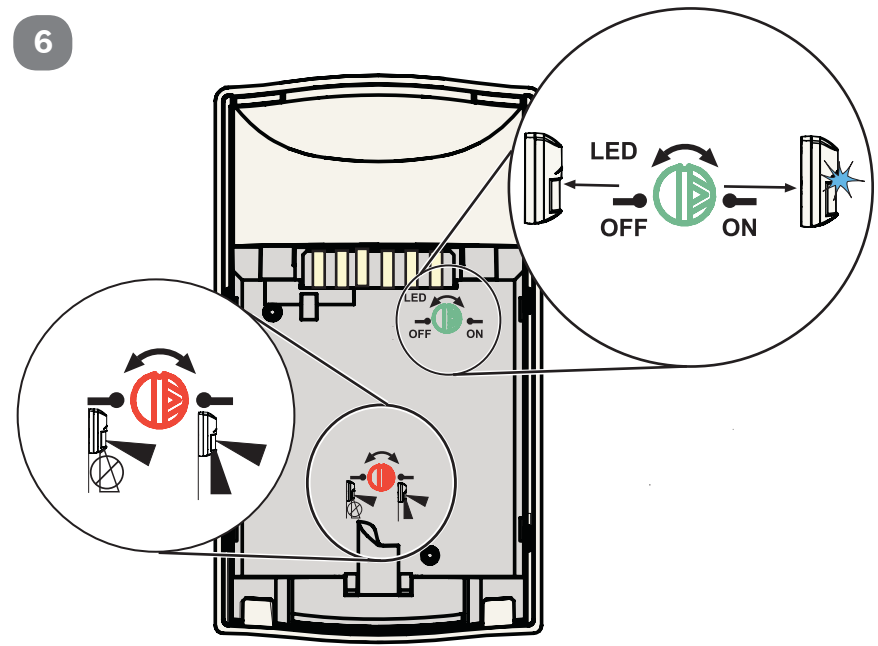
För svensk installationsanvisning se www.boschsecurity.se.



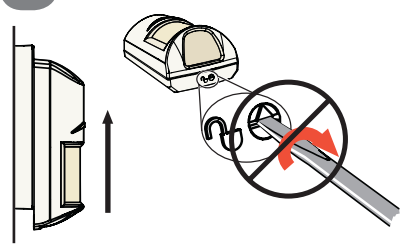
5




6



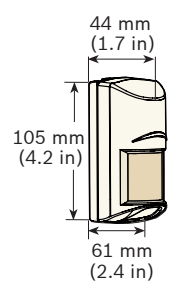
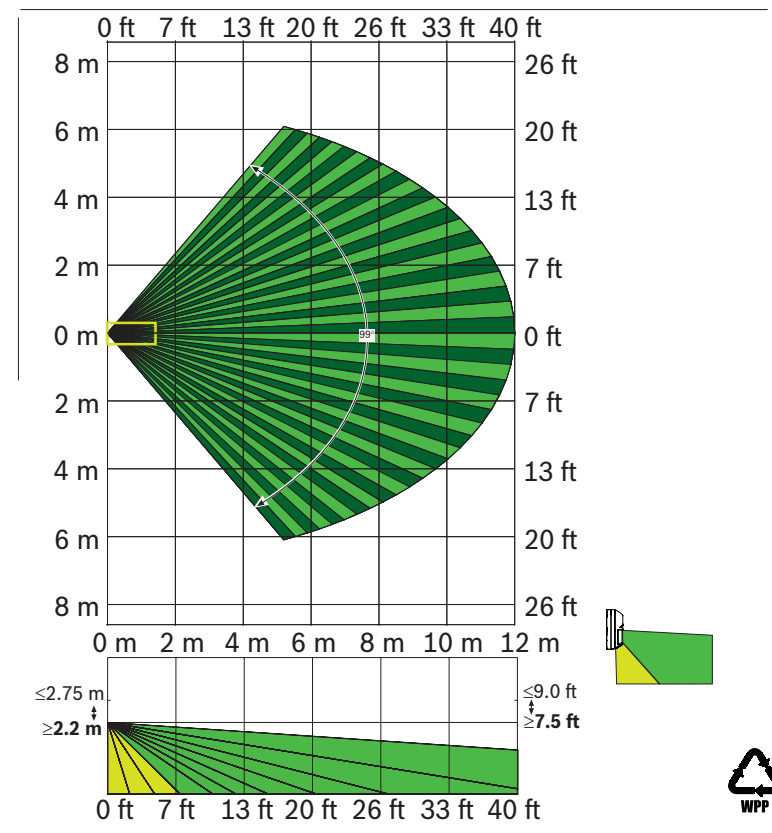
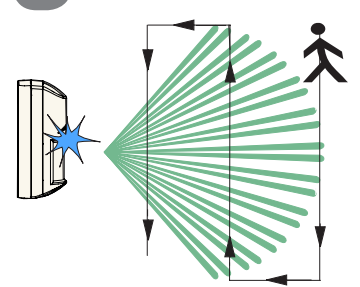
7



8



9



? → www.boschsecurity.com

Reading Bosch Security Systems, Inc. Product Date Codes
 For Product Date Code information, refer to the
 Bosch Security Systems, Inc. Web site at:
<http://www.boschsecurity.com/datecodes/>.

